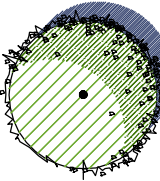
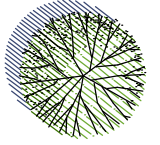





PROPOSED PLANTING AND VEGETATION



**Street Trees**  
Fraxinus ornus obelisk ('Paus Johannes Paulus II' )



**Courtyard Trees**  
Acer griseum 14-16cm  
Betula Jacquemontii multi-stem  
Malus 'Evereste'  
Sorbus aucuparia 14-16cm \*



**Feature Specimen Shrubs**  
Viburnum opulus - 2.5 - 3.5m ht, multi stemmed (3-4), RB or 35L CG.  
Corylus avellana2.5 - 3.5m ht, multi stemmed (3-4), RB or 35L CG.  
Euonymus europaeus 2.5 - 3.5m ht, multi stemmed (3-4), RB or 35L CG.  
Rosa rugosa 90-120cm ht, 10L CG bushy 6-7 stems  
Cornus sanguinea 'Midwinter Fire' 90-120cm ht, 10L CG bushy 6-7 stems  
Crataegus monogyna 1.75 - 2.5m ht, multi stemmed (3-4), RB or 35L CG  
Amelanchier lamarckii1.75 - 2.5m ht, multi stemmed (3-4), RB or 35L CG




**Existing vegetation to be retained**



**Green / Bio-diverse Roof**



**Lawn area**



**Perennial drift plantingLow-medium height evergreen/perennial plants**  
Max height 40-150mm. 2L min. pot size and planted at 5/m² unless specified  
Achillea sp. Euphorbia sp.  
Alium sp. Lavendula augustifolia 'Blue Cushion'  
Aquilegia species (purples / deep reds) Liatris spicata  
Anemone x hybrid 3L pot planted at 4pm² Lonicera periclymenum  
Knautia macedonica 5%  
Agastache 'Black Adder' \*  
Carex sp (greens, golds) 1  
Calamagrostis Karl Foerster \*  
Echinacea sp. Pennisetum alopecuroides  
Sedum 'Brilliant' \*  
Verbena bonariensis \*



**Low - Medium structural planting**  
Low -Medium height ornamental shrubs/plants  
Pot size and planted 4pm² unless specified and supplied at 3L pots  
Anemone nemorosa Lavendula 'Hidcote'  
Buxus sempervirens Lonicera nitida  
Carex sp. Pachysandra terminal 'Green Carpet'  
Euphorbia amygdaloides purpurea Stachys byzantina 'Silver Carpet'  
Geranium machorrhizzum 'Alba'



**Medium-High structural planting**  
Medium - High ornamental shrubs/plants.  
Pot size and planted 4pm² unless specified and supplied at 3L pots  
Deschampsia cespitosa 'Goldtau' Miscanthus sp.  
Elaeagnus x ebbingei Miscanthus tenuissima  
Fatsia japonica Photinia 'Red Robin'  
Griselinia littoralis Phyllostyocis nigra  
Hebe 'Mrs Winder' Sarcoococca confusa  
Mahonia aquifolium 'Apollo' Spirea japonica 'Firelight'

PROPOSED BOUNDARY TREATMENTS



Existing stone wall to be maintained and repaired.  
New stone wall to match existing.



Existing embankment to be retained and vegetation to be managed



Existing fence and gate



Existing wall to be refinished



New retaining wall - varying in height / to architect's detail.



New 1.2m high metal railing to architect's detail



New retaining wall / existing party wall - varying in height



New 2m high rendered freestanding wall



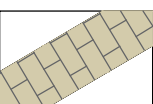
New 2m high fence & 1.2m high gate to Quay Street as per architect's detail

NOTE:

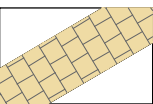
- DRAWING ISSUED FOR PLANNING PURPOSE ONLY.  
LANDSCAPE IS SUBJECT TO APPROVAL OF THE PLANNING AUTHORITY

For further details and descriptions of the landscape design proposals, please refer to the Landscape Strategy and Design Report 20445-2-D01

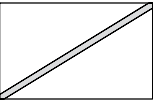
PROPOSED COURTYARD MATERIALS




**Primary spaces and paths**  
Leinster granite slabs - 600x400mm bush hammered or similar approved




**Secondary spaces and paths**  
PCC setts - Tobermore Artro - Platinum finish 220x80 units or similar approved



**Thresholds and edges**  
Leinster Granite - bush hammered in 900 x 300 units or similar approved




**Courtyard spaces and paths**  
Rolled dust / Breedon Gravel in golden Amber or similar approved



**Timber decking**

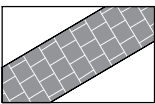


**Feature Plank Paving**  
Through lawn area

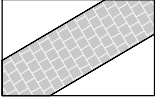


**Play space / surface**  
Rubber play surface with integrated sand pit

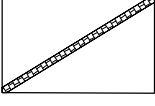
PROPOSED PUBLIC REALM MATERIALS



**Granite paving large slabs** - 900 x 600 bush-hammered granite paving (as agreed - check sized) to match Georges Square



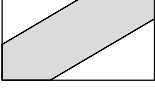
**Granite paving square slabs** - 300 x 300 bush hammered granite paving to match Bridge Street



**Granite setts** - 100 x 100 bush-hammered granite setts to match Bridge Steet



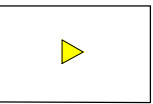
**Tree surrounds** - Permeable resin bound gravel, golden amber, in tree surrounds



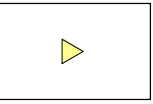
**High Street Pavement** - In situ-concrete with PCC kerbs to match the existing treatment.

**NOTE:** Courtyard paving to be permeable in accordance with engineers' specifications.

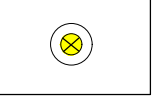
PROPOSED LIGHTING



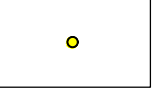
**LED light wall**  
Tail Lite



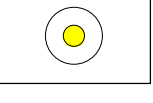
**LED light wall**  
Vik



**Bollard light**  
Verda



**Ground light**  
ON Ground Led

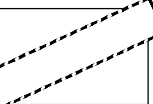


**Light column**  
Cirrus

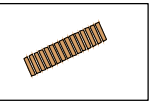
PROPOSED FURNITURE & STRUCTURES



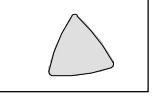
**Raised white concrete planters / walls with timber seat capping**



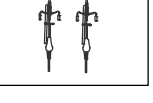
**Seats/Benches with louver**



**Benches**



**Seats**




**Bike stands**

C	19/07/2021	BOUNDARY TREATMENTS
B	30/06/2021	VENTS & EDITS
A	25/06/2021	REVISED LAYOUT
REV	DATE	AMENDMENT

CUNNANE STRATTON REYNOLDS  
LAND PLANNING & DESIGN

DUBLIN OFFICE  
3 MOLESWORTH PLACE DUBLIN 2  
TEL 01 661 0419 FAX 01 661 0431  
EMAIL info@csrlandplan.ie



PROJECT: TEMPLAR PLACE SHD	DATE: DEC 2020
DRAWING: LANDSCAPE MASTERPLAN	SCALE: 1:200@A1
	DRAWN: CHECKED: GB DOL
	DRG NO: 20445-2-101